

S05 NON-METALLIC PUMP TECHNICAL DATA SHEET

SERIES

STANDARD DUTY BALL VALVE PUMPS

Offering the widest range of performance and application capabilities

PERFORMANCE

SUCTION / DISCHARGE PORT SIZE

- 1/2" NPT (Internal) or 1/2" BSP (Tapered)
- 1" NPT (External) or 1" BSP (Tapered)

CAPACITY

- 0 to 14 GPM (0 to 52 LPM)

AIR DISTRIBUTION VALVE

- No-lube, no-stall design

SOLIDS-HANDLING

- Up to .125 in. (3mm)

HEADS UP TO

- 100 psi or 231 ft. of water
(7 bar or 70 meters)

MAXIMUM OPERATING PRESSURE

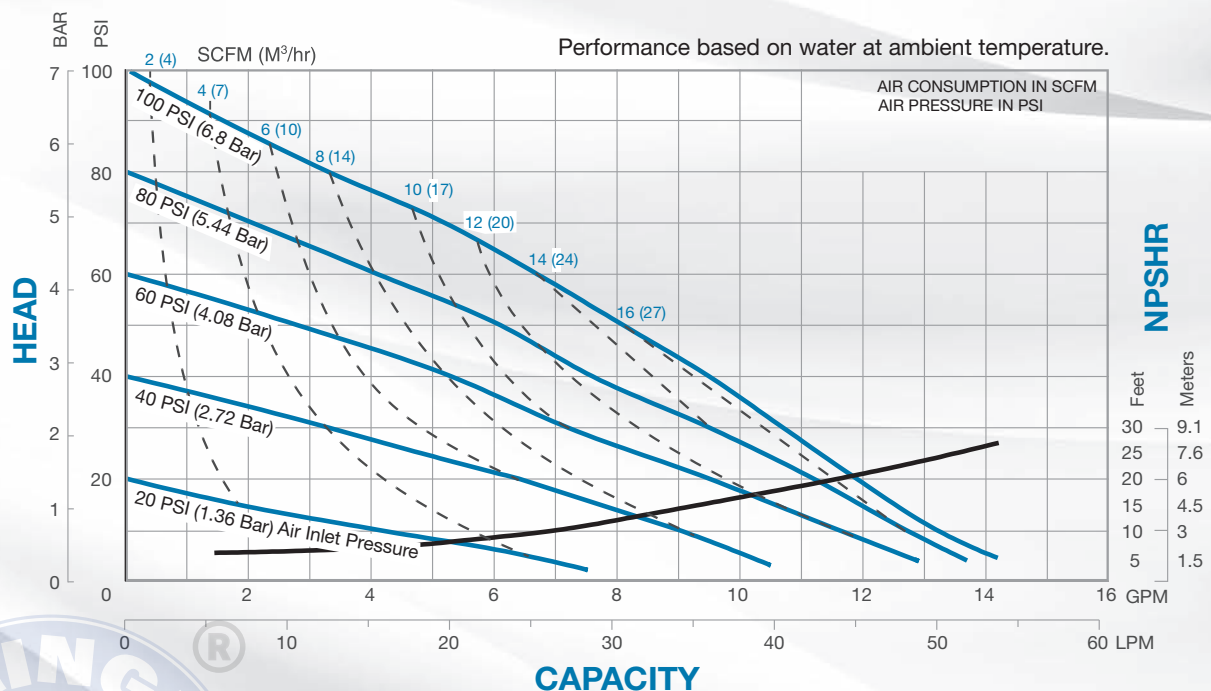
- 100 psi (7 bar)

DISPLACEMENT/STROKE

- .026 Gallon / .098 liter

WEIGHTS

- Polypropylene 16 lbs. (8kg)
- PVDF 18 lbs. (9kg)



5 YEAR LIMITED PRODUCT WARRANTY

5 Year Guarantee for defects in material or workmanship. See sandpiperpump.com/content/warranty-certifications for complete warranty, including terms and conditions, limitations and exclusions.



USE ONLY GENUINE SANDPIPER PARTS

All certification, standards, guarantees & warranties originally supplied with this pump will be invalidated by the use of service parts not identified as "Genuine SANDPIPER Parts."

SANDPIPER
SANDPIPERPUMP.COM

Warren Rupp, Inc. • A Unit of IDEX Corporation
800 N. Main St., Mansfield, Ohio 44902 USA
Telephone 419.524.8388 • Fax 419.522.7867



Tel: 866-777-6060
Fax: 866-777-6383
Int'l: +001 267 404 2910

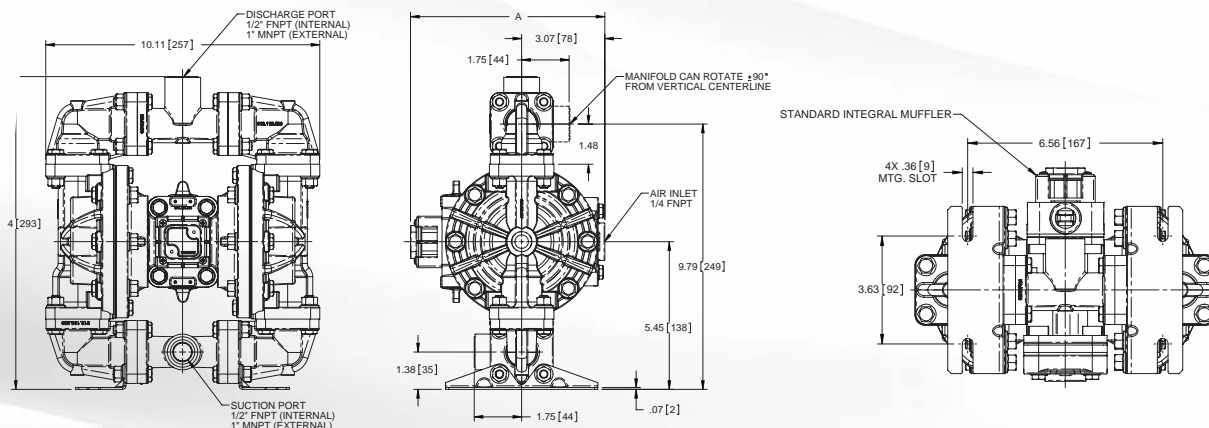
Springer Pumps, LLC
Springer Parts®

Websites: www.springerpumps.com
www.springerparts.com

DIMENSIONS

S05 Non-Metallic Center Ported Options

Dimensions in inches (metric dimensions in brackets). Dimensional Tolerance .125" (3mm).



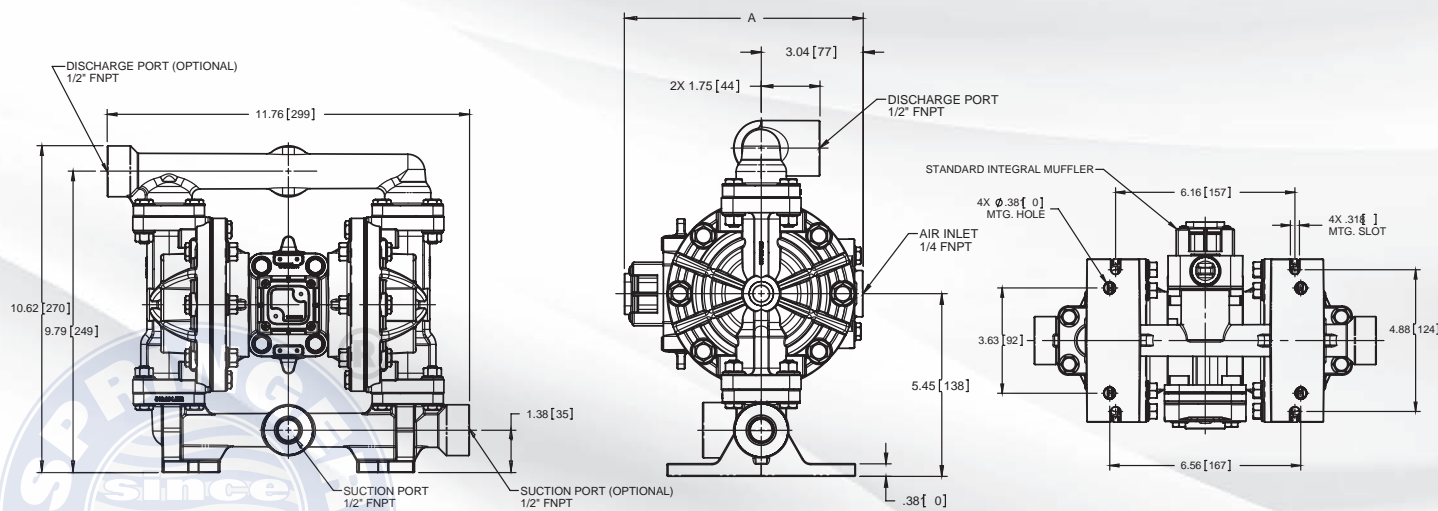
GENERAL NOTES

1. OPTIONAL SUCTION & DISCHARGE PORTS AVAILABLE IN 1" BSP (INTERNAL) AND 1" BSP (EXTERNAL)
2. STANDARD INTEGRAL MUFFLER (SHOWN) COVERS 3/8" FNPT EXHAUST PORT FOR OPTIONAL MUFFLER STYLES OR PIPING EXHAUST AIR IN SUBMERGED APPLICATIONS

	Standard Integral Muffler Option	Mesh & Sound Dampening Muffler Option
A	7.13 [181]	8.81 [224]

S05 Non-Metallic Inline Ported Options - (Polypropylene Wet End Models Only)

Dimensions in inches (metric dimensions in brackets). Dimensional Tolerance .125" (3mm).



GENERAL NOTES

1. OPTIONAL SUCTION & DISCHARGE SIDE PORTS WILL BE PLUGGED AT FACTORY, NOT SHOWN
2. STANDARD INTEGRAL MUFFLER (SHOWN) COVERS 3/8" FNPT EXHAUST PORT FOR OPTIONAL MUFFLER STYLES OR PIPING EXHAUST AIR IN SUBMERGED APPLICATIONS

	Standard Integral Muffler Option	Mesh & Sound Dampening Muffler Option
A	7.13 [181]	8.81 [224]

SANDPIPER®
SANDPIPERPUMP.COM

Warren Rupp, Inc. • A Unit of IDEX Corporation
800 N. Main St., Mansfield, Ohio 44902 USA
Telephone 419.524.8388 • Fax 419.522.7867

Tel: 866-777-6060
Fax: 866-777-6383
Int'l: +001 267 404 2910

Springer Pumps, LLC
Springer Parts®

Websites: www.springerpumps.com
www.springerparts.com

EXPLANATION OF PUMP NOMENCLATURE

Your Model #: **S**

(fill in from
pump nameplate)

Pump Config.	Pump Size	Check Valve	Design Level	Wetted Material	Diaphragm/ Check Valve	Check Valve Seat	Non-Wetted Material	Porting Options	Pump Style	Pump Options	Kit Options
Model #:	S	XX	X	X	X	X	X	X	X	X	XX

PUMP BRAND
S SANDPIPER®

PUMP SIZE
05 1/2"

CHECK VALVE TYPE
B Solid Ball

DESIGN LEVEL
2 Design Level

WETTED MATERIAL

K PVDF
N Nylon
P Polypropylene
C Conductive Polypropylene
V Conductive PVDF

DIAPHRAGM/CHECK VALVE MATERIALS

1 Santoprene/Santoprene
2 Virgin PTFE/Santoprene
Backup/Virgin PTFE
B Nitrile/Nitrile
U Polyurethane/Polyurethane
Z One-Piece Bonded/PTFE

CHECK VALVE SEAT

P Polypropylene
S Stainless Steel
K PVDF

NON-WETTED MATERIAL OPTIONS

P Polypropylene
1 Polypropylene w/PTFE Coated
Hardware
C Conductive Polypropylene

PORTING OPTIONS

N NPT Threads
B BSP (Tapered) Threads
1 Dual Porting (NPT)
2 Top Dual Porting (NPT)
3 Bottom Dual Porting (NPT)
4 Dual Porting (BSP Tapered)
5 Top Dual Porting (BSP Tapered)
6 Bottom Dual Porting (BSP Tapered)

PUMP STYLE

S Standard
I Inline Porting NPT Threads

PUMP OPTIONS

0 None
6 Metal Muffler

KIT OPTIONS

00. None
P0. 10.30VDC Pulse Output Kit
P1. Intrinsically-Safe 5.30VDC,
110/120VAC 220/240 VAC
Pulse Output Kit
P2. 110/120 or 220/240VAC

Pulse Output Kit
E0. Solenoid Kit with 24VDC Coil
E1. Solenoid Kit with 24VDC
Explosion-Proof Coil
E2. Solenoid Kit with 24VAC/12VDC Coil
E3. Solenoid Kit with 12VDC
Explosion-Proof Coil
E4. Solenoid Kit with 110VAC Coil
E5. Solenoid Kit with 110VAC
Explosion-Proof Coil
E6. Solenoid Kit with 220VAC Coil
E7. Solenoid Kit with 220VAC
Explosion-Proof Coil
E8. Solenoid Kit with 110VAC, 50 Hz
Explosion-Proof Coil
E9. Solenoid Kit with 230VAC, 50 Hz
Explosion-Proof Coil
SP. Stroke Indicator Pins
A1. Solenoid Kit with 12 VDC
ATEX Compliant Coil
A2. Solenoid Kit with 24 VDC
ATEX Compliant Coil
A3. Solenoid Kit with 110/120 VAC
50/60 Hz ATEX Compliant Coil
A4. Solenoid Kit with 220/240 VAC
50/60 Hz ATEX Compliant Coil

MATERIALS

Material Profile:

CAUTION! Operating temperature limitations are as follows:

CONDUCTIVE ACETAL: Tough, impact resistant, ductile. Good abrasion resistance and low friction surface. Generally inert, with good chemical resistance except for strong acids and oxidizing agents.

EPDM: Shows very good water and chemical resistance. Has poor resistance to oils and solvents, but is fair in ketones and alcohols.

FKM (FLUOROCARBON): Shows good resistance to a wide range of oils and solvents; especially all aliphatic, aromatic and halogenated hydrocarbons, acids, animal and vegetable oils. Hot water or hot aqueous solutions (over 70°F(21°C)) will attack FKM.

HYTREL®: Good on acids, bases, amines and glycols at room temperatures only.

NEOPRENE: All purpose. Resistance to vegetable oils. Generally not affected by moderate chemicals, fats, greases and many oils and solvents. Generally attacked by strong oxidizing acids, ketones, esters and nitro hydrocarbons and chlorinated aromatic hydrocarbons.

NITRILE: General purpose, oil-resistant. Shows good solvent, oil, water and hydraulic fluid resistance. Should not be used with highly polar solvents like acetone and MEK, ozone, chlorinated hydrocarbons and nitro hydrocarbons.

NYLON: 6/6 High strength and toughness over a wide temperature range. Moderate to good resistance to fuels, oils and chemicals.

Operating
Temperatures:

Max. Min.

190°F
88°C

-20°F
-29°C

280°F
138°C

-40°F
-40°C

350°F
177°C

-40°F
-40°C

220°F
104°C

-20°F
-29°C

200°F
93°C

-10°F
-23°C

190°F
88°C

-10°F
-23°C

180°F
82°C

32°F
0°C

POLYPROPYLENE: A thermoplastic polymer. Moderate tensile and flex strength. Resists strong acids and alkali. Attacked by chlorine, fuming nitric acid and other strong oxidizing agents.

180°F
82°C

32°F
0°C

PVDF: (Polyvinylidene Fluoride) A durable fluoroplastic with excellent chemical resistance. Excellent for UV applications. High tensile strength and impact resistance.

250°F
121°C

0°F
-18°C

SANTOPRENE®: Injection molded thermoplastic elastomer with no fabric layer. Long mechanical flex life. Excellent abrasion resistance.

275°F
135°C

-40°F
-40°C

UHMW PE: A thermoplastic that is highly resistant to a broad range of chemicals. Exhibits outstanding abrasion and impact resistance, along with environmental stress-cracking resistance.

180°F
82°C

-35°F
-37°C

URETHANE: Shows good resistance to abrasives. Has poor resistance to most solvents and oils.

150°F
66°C

32°F
0°C

VIRGIN PTFE: (PFA/TFE) Chemically inert, virtually impervious. Very few chemicals are known to chemically react with PTFE; molten alkali metals, turbulent liquid or gaseous fluorine and a few fluoro-chemicals such as chlorine trifluoride or oxygen difluoride which readily liberate free fluorine at elevated temperatures.

220°F
104°C

-35°F
-37°C

Maximum and Minimum Temperatures are the limits for which these materials can be operated. Temperatures coupled with pressure affect the longevity of diaphragm pump components. Maximum life should not be expected at the extreme limits of the temperature ranges.

Metals:

ALLOY C: Equal to ASTM494 CW-12M-1 specification for nickel and nickel alloy.

STAINLESS STEEL: Equal to or exceeding ASTM specification A743 CF-8M for corrosion resistant iron chromium, iron chromium nickel and nickel based alloy castings for general applications. Commonly referred to as 316 Stainless Steel in the pump industry.

For specific applications, always consult the Chemical Resistance Chart.



NOTE: See service manual for ATEX details.

SANDPIPER®
SANDPIPERPUMP.COM

Warren Rupp, Inc. • A Unit of IDEX Corporation
800 N. Main St., Mansfield, Ohio 44902 USA
Telephone 419.524.8388 • Fax 419.522.7867

SP_DS_TemplateDataSheet_0817

Tel: 866-777-6060
Fax: 866-777-6383
Int'l: +001 267 404 2910

Springer Pumps, LLC
Springer Parts®

Websites: www.springerpumps.com
www.springerparts.com